

MYDYNAPAC TOOLS

ROAD CONSTRUCTION EQUIPMENT



This guide gives you an overview of all Tools available. Valid for both non-logged as well as logged-in users of Dynapac.com product web.

Sustainable Productivity

Atlas Copco

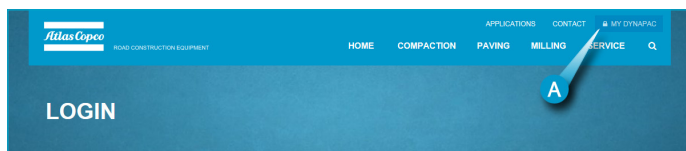
A guide to give an overview of all MyDynapac Tools available, for both non- as well as logged-in users. Please see second page of this guide for a full overview of tools available. Simple action list below:

1. **ACCESSING THE TOOLS**, one page to view them all
2. **LAUNCHING A TOOL** how to launch and run the tools
3. **GETTING HELP AND SUPPORT FOR A TOOL**, when you need to learn more about the function of a tool



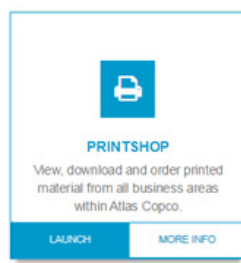
Tip! There will be a symbol on the tools you need to login to view. See overview at second page.

1. ACCESSING THE TOOLS



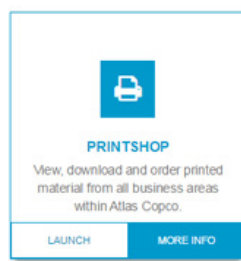
To reach the MyDynapac Tools, simply click on the MyDynapac text in the top right corner of the web page (A). You will enter the Tools page directly.

2. LAUNCHING A TOOL



On the Tools page, hover with your mouse pointer above the tool you would like to access (tool will highlight) click **“Launch”** button to enter tool.

3. GETTING HELP AND SUPPORT FOR A TOOL



To reach the support page for each tool, hover to highlight tool and then click **“More info”** to find additional information. On the support page there will be contact details for the responsible person, but also downloads and even training movies can be accessed here.



PRINTSHOP

View, download and order printed material from all business areas within Atlas Copco



VIDEO GALLERY

At the public video gallery you will find videos from all Atlas Copco divisions.



VIDEO GALLERY (INTERNAL)

Internal video gallery have much more videos, specially from Service and Market.

Access to Atlas Copco Network required.



USED DYNAPAC

Official channel for selling used Road Construction Equipment worldwide.



USED DYNAPAC (CHINA)

Official channel for selling used Road Construction Equipment in China / Asia regions.



MULTIMEDIA GALLERY

View and download images from within all Atlas Copco business areas and divisions.



BUSINESS ONLINE

This is how you can do business with us, a portal to reach all relevant tools.

Access to AC Network required for specific tools.



TECHNICAL DOCUMENTATION

View, download and order printed material from all business areas within Atlas Copco



PROFILE STORE

Our global merchandise solution, open to Atlas Copco companies and authorized distributors.



SCHEMATICS

When you see this Tool, you have access to all available schematic files (hydraulics, electrical, I/O lists and water)



DYNADOC (SECURED)

Login to search and download secured documents and applications.



SPEC CHECK

A tool to compare all available products within RCE with its category competitors.

Free activation code for App within page.



COSTCTRL

Cost estimation tool to gain better control of complete cost picture.



DYN@LINK TOOL

Tool to monitor and control machine fleet efficiently and conveniently.

Security Token authentication of users only.



PIM IMPORT

Import products from PIM system to backend for immediate publish.

Selected user groups only.



PIM SYSTEM

Product Information Management system, to create PDF's and admin RCE product data.

Selected user groups only.



THE HUB (INTERNAL)

Your Atlas Copco digital workplace! Read and find News, documents and people.

Access to Atlas Copco Network required.



DYNAPAC.COM BACKEND

Login to CMS (Content Management System) to modify thsite content.

Super Admins only.

LEGEND

MyDynamac protected content, might require specific user group. No separate login needed to view content.

Tool requires a separate login, or Atlas Copco network, to view or change the content at the launched tool.